

## Bond Report

U.S. Treasury bonds have posted the longest “winning streak” in 3 months this past week. The rally lasted all week, with bonds hitting the mile stone on Thursday, March 16<sup>th</sup>, and continuing the streak on Friday and in to the weekend. The yield on benchmark 10-year treasury notes began the week on Monday at 1.94%, and continued to in to Friday closing out the weekend at 1.87%. Renewed concerns over Greece’s potential default prompted the demand for less risky assets over the past week and a half. In addition, bond prices also received a boost from President Dennis Lockhart with the Federal Reserve Bank of Atlanta, who announced “unexpected economic weakness over the start of the year means the Fed can be patient in raising short-term interest rates.” Bond prices did fall slightly during the morning session of Thursday as a result of Federal Reserve Vice Chairman, Stanley Fisher, announced that he “sees signs of wage pressure building and that the U.S. economy will regain momentum from the soft patch during the first quarter.” Announcements such as this continue to cause bond prices and corresponding yields to remain extremely volatile. Investors are concerned that a rise in interest rates could shrink the value of outstanding bonds, but unfavorable economic announcements have created doubts about it happening in June. Stock markets around the world have struggled also sending German, U.K., and Japan’s bonds lower as well.





## What's Next & Key Earnings






On Wednesday, April 22<sup>nd</sup>, Existing Home Sales for March report will be released. Existing Home Sales measures the change in the annualized number of existing residential buildings that were sold during the previous month. This report helps to gauge the strength of the U.S. housing market and is a key indicator of overall economic strength.

On Thursday, April 23<sup>rd</sup>, New Home Sales report will be released for March. New Home Sales measures the annualized number of new single-family homes that were sold during the previous month. This report tends to have more impact when it's released ahead of Existing Home Sales because the reports are tightly correlated.

On Friday, April 24<sup>th</sup>, Core Durable Goods Orders for March will be released. Core Durable Goods Orders measures the change in the total value of new orders for long lasting manufactured goods, excluding transportation items. Because aircraft orders are very volatile, the core number gives a better gauge of ordering trends. A higher reading indicates increased manufacturing activity. Durable Goods Orders will also be released. Durable Goods Orders measures the change in the total value of new orders for long lasting manufactured goods, including transportation items.

Company ↕	EPS	Forecast	Prev.	Imp. ↕	Market Cap ↕	Time ↕
Monday, April 20, 2015						
 Canadian Natio... (CNI)		0.84	1.03	▼▼▼	65.32B	
 Check Point (CHKP)		0.91	1.07	▼▼▼	15.03B	☀
 Halliburton (HAL)		0.37	1.19	▼▼▼	39.84B	☀
 Hasbro (HAS)		0.08	1.22	▼▼▼	8.21B	☀
 IBM (IBM)		2.8	5.81	▼▼▼	158.81B	☾
 Lam Research (LRCX)		1.3	1.19	▼▼▼	11.26B	☾
 M&T Bank (MTB)		1.76	1.92	▼▼▼	16.06B	☀
 Morgan Stanley (MS)		0.78	0.39	▼▼▼	72.46B	☀
 Rogers Commu... (RCI)		0.63	0.69	▼▼▼	21.53B	☾
 Royal Caribbea... (RCL)		-	-	▼▼▼		☀
 SunTrust Banks (STI)		0.72	0.72	▼▼▼	21.73B	☀
 Zions (ZION)		0.36	0.36	▼▼▼	5.56B	☾







Tuesday, April 21, 2015

 Ace ( <b>ACE</b> )	2.23	2.47	  	36.03B	
 Allegheny Techn... ( <b>ATI</b> )	0.1	0.18	  	3.26B	
 Amgen ( <b>AMGN</b> )	2.36	-	  	123.98B	
 Baker Hughes ( <b>BHI</b> )	0.46	1.44	  	29.11B	
 Broadcom ( <b>BRCM</b> )	0.6	0.90	  	26.11B	
 Canadian Pacifi... ( <b>CP</b> )	2.14	2.68	  	38.15B	
 Chipotle Mexica... ( <b>CMG</b> )	3.64	3.84	  	21.24B	
 Discover ( <b>DFS</b> )	1.27	1.19	  	26.36B	
 Dover ( <b>DOV</b> )	0.71	1.01	  	11.57B	
 DuPont ( <b>DD</b> )	1.33	0.71	  	64.78B	
 FMC Technologies ( <b>FTI</b> )	0.59	0.88	  	9.09B	
 Fifth Third ( <b>FITB</b> )	0.37	0.43	  	15.41B	
 Gannett ( <b>GCI</b> )	0.45	1.02	  	7.96B	
 Genuine Parts ( <b>GPC</b> )	1.05	1.07	  	14.00B	
 Harley-Davidson ( <b>HOG</b> )	1.25	0.35	  	12.79B	
 Illinois Tool Works ( <b>ITW</b> )	1.17	1.18	  	35.79B	
 Illumina ( <b>ILMN</b> )	0.72	0.87	  	27.53B	
 Intuitive Surgical ( <b>ISRG</b> )	3.87	4.92	  	19.92B	
 Kansas City Sou... ( <b>KSU</b> )	1.07	1.27	  	11.55B	
 Kimberly-Clark ( <b>KMB</b> )	1.33	1.35	  	39.00B	
 Lockheed Martin ( <b>LMT</b> )	2.5	3.01	  	61.62B	
 Navient Cor ( <b>NAVI</b> )	0.5	0.53	  	8.12B	

 Northern Trust ( <b>NTRS</b> )	0.87	0.94	  	16.31B	
 Omnicom ( <b>OMC</b> )	0.82	1.3	  	18.94B	
 Pentair ( <b>PNR</b> )	0.65	1.06	  	11.43B	
 ProLogis ( <b>PLD</b> )	0.12	0.81	  	22.35B	
 Regions Financial ( <b>RF</b> )	0.18	0.14	  	12.88B	
 Stryker ( <b>SYK</b> )	1.09	1.44	  	35.06B	
 Teck Resources ( <b>TCK</b> )	0.15	0.20	  	9.52B	
 The Travelers ( <b>TRV</b> )	2.55	3.07	  	33.62B	
 Under Armour ( <b>UA</b> )	0.05	-	  	18.34B	
 United Rentals ( <b>URI</b> )	1.16	2.19	  	9.34B	
 United Technolo... ( <b>UTX</b> )	1.44	1.62	  	104.57B	
 Verizon ( <b>VZ</b> )	0.95	0.71	  	199.13B	
 Wipro ( <b>WIT</b> )	-	8.88	  	1,361.07B	
 Yahoo! ( <b>YHOO</b> )	0.18	0.30	  	41.61B	
 Yum! Brands ( <b>YUM</b> )	0.72	0.61	  	34.56B	

Wednesday, April 22, 2015

 AT&T ( <b>T</b> )	0.62	0.55	  	168.73B	
 Abbott Labs ( <b>ABT</b> )	0.42	0.71	  	69.79B	
 Ameriprise Fina... ( <b>AMP</b> )	2.33	2.3	  	23.55B	
 Amphenol ( <b>APH</b> )	0.56	0.63	  	17.98B	
 Assurant ( <b>AIZ</b> )	1.51	0.87	  	4.18B	
 AutoNation ( <b>AN</b> )	0.89	1.03	  	7.22B	
 Bank of NY Mellon ( <b>BK</b> )	0.59	0.59	  	45.14B	
 Boeing ( <b>BA</b> )	1.83	2.31	  	104.70B	
 Citrix Systems ( <b>CTXS</b> )	0.65	1.1	  	10.23B	
 Coca-Cola ( <b>KO</b> )	0.43	0.44	  	176.05B	
 Crown Castle ( <b>CCI</b> )	0.35	-0.11	  	28.65B	
 DR Horton ( <b>DHI</b> )	0.38	0.39	  	10.33B	
 EMC ( <b>EMC</b> )	0.36	0.69	  	52.60B	
 Equifax ( <b>EFX</b> )	1.02	1.02	  	10.96B	
 F5 Networks ( <b>FFIV</b> )	1.5	1.55	  	8.38B	
 Facebook ( <b>FB</b> )	0.4	0.54	  	226.09B	
 Flowserve ( <b>FLS</b> )	0.69	1.16	  	7.71B	
 GRUMA ( <b>GMK</b> )	2.19	2.08	  	85.28B	
 Grupo Aeroportu... ( <b>ASR</b> )	2.25	1.16	  	64.36B	
 Huntington Banc... ( <b>HBAN</b> )	0.19	0.19	  	9.01B	
 McDonald's ( <b>MCD</b> )	1.06	1.13	  	91.00B	
 Nielsen ( <b>NLSN</b> )	0.47	0.81	  	16.39B	






































 Oreilly ( <b>ORLY</b> )	1.93	1.76	▼▼▼	21.79B	☾
 QUALCOMM ( <b>QCOM</b> )	1.33	1.34	▼▼▼	110.71B	☾
 Ryder System ( <b>R</b> )	1	1.6	▼▼▼	5.03B	☀
 SL Green ( <b>SLG</b> )	0.42	0.55	▼▼▼	12.49B	☾
 St Jude Medical ( <b>STJ</b> )	0.91	1.03	▼▼▼	18.98B	☀
 T Rowe ( <b>TROW</b> )	1.14	1.18	▼▼▼	21.48B	☀
 TE Connectivity ( <b>TEL</b> )	1	0.98	▼▼▼	28.35B	☀
 Texas Instruments ( <b>TXN</b> )	0.62	0.76	▼▼▼	61.16B	☾
 Thermo Fisher S... ( <b>TMO</b> )	1.61	1.99	▼▼▼	52.58B	☀
 Torchmark ( <b>TMK</b> )	1.04	1	▼▼▼	7.18B	☾
 Tractor Supply ( <b>TSCO</b> )	0.41	0.81	▼▼▼	11.87B	☾
 Xilinx ( <b>XLNX</b> )	0.51	0.60	▼▼▼	11.39B	☾
 eBay ( <b>EBAY</b> )	0.58	0.90	▼▼▼	67.65B	☾
<b>Thursday, April 23, 2015</b>					
 3M ( <b>MMM</b> )	1.92	1.81	▼▼▼	102.74B	☀
 AbbVie ( <b>ABBV</b> )	0.85	0.89	▼▼▼	99.17B	☀
 Alaska Air ( <b>ALK</b> )	1.1	0.94	▼▼▼	8.24B	☀
 Alexion ( <b>ALXN</b> )	1.33	1.3	▼▼▼	36.20B	☀
 Altera ( <b>ALTR</b> )	0.32	0.36	▼▼▼	13.05B	☾
 Altria ( <b>MO</b> )	0.62	0.66	▼▼▼	101.81B	☀
 Amazon.com ( <b>AMZN</b> )	-0.12	0.45	▼▼▼	174.40B	☾
 American Electri... ( <b>AEP</b> )	1.03	0.48	▼▼▼	27.29B	☀

 BB&T ( <b>BBT</b> )	0.7	0.75	  	27.77B	
 Baxter ( <b>BAX</b> )	0.88	1.34	  	38.00B	
 CMS Energy ( <b>CMS</b> )	0.64	0.35	  	9.52B	
 CR Bard ( <b>BCR</b> )	2.07	2.29	  	12.71B	
 Cameron ( <b>CAM</b> )	0.7	1.34	  	9.60B	
 Capital One Fina... ( <b>COF</b> )	1.88	1.73	  	45.06B	
 Caterpillar ( <b>CAT</b> )	1.36	1.35	  	50.48B	
 Cemex SAB de CV ( <b>CX</b> )	-0.11	-0.14	  	12.24B	
 Chubb ( <b>CB</b> )	1.56	2.29	  	23.13B	
 Danaher ( <b>DHR</b> )	0.93	1.04	  	59.55B	
 Dow Chemical ( <b>DOW</b> )	0.76	0.85	  	57.21B	
 Dr Pepper Snapple ( <b>DPS</b> )	0.76	0.88	  	14.84B	
 E-TRADE ( <b>ETFC</b> )	0.23	0.26	  	7.99B	
 EQT ( <b>EQT</b> )	0.61	0.96	  	13.27B	
 Edwards Lifesci... ( <b>EW</b> )	1.04	1.06	  	15.05B	
 Eli Lilly ( <b>LLY</b> )	0.76	0.75	  	80.51B	
 Fibria Celulose ( <b>FBR</b> )	-1.08	-0.23	  	24.78B	
 Freeport-McMoran ( <b>FCX</b> )	-0.07	0.25	  	21.49B	
 General Motors ( <b>GM</b> )	0.96	1.19	  	59.00B	
 Google ( <b>GOOGL</b> )	6.6	6.88	  	359.63B	
 Google Inc C ( <b>GOOG</b> )	6.6	6.88	  	359.63B	
 Grupo Televisa ( <b>TV</b> )	0.15	0.81	  	21.48B	
 Hanesbrands ( <b>HBI</b> )	0.23	1.46	  	13.46B	



Helmerich&Payne ( <b>HP</b> )	0.8	1.7	👎👎👎	7.93B	☀️
Hershey ( <b>HSY</b> )	1.17	1.04	👎👎👎	21.75B	☀️
Ingersoll-Rand ( <b>IR</b> )	0.32	0.82	👎👎👎	17.73B	
Johnson Controls ( <b>JCI</b> )	0.74	0.79	👎👎👎	33.22B	☀️
Juniper ( <b>JNPR</b> )	0.31	0.41	👎👎👎	9.63B	🌙
KLA-Tencor ( <b>KLAC</b> )	0.76	0.68	👎👎👎	9.43B	🌙
Landstar ( <b>LSTR</b> )	0.73	0.86	👎👎👎	2.85B	🌙
Mead Johnson ... ( <b>MJN</b> )	1.06	0.92	👎👎👎	20.29B	☀️
Microsoft ( <b>MSFT</b> )	0.51	0.75	👎👎👎	345.87B	🌙
Newmont Mining ( <b>NEM</b> )	0.23	0.17	👎👎👎	11.76B	🌙
Nucor ( <b>NUE</b> )	0.15	0.65	👎👎👎	14.81B	☀️
PepsiCo ( <b>PEP</b> )	0.79	1.12	👎👎👎	142.02B	☀️
Petrobras Argent... ( <b>PZE</b> )	-	-	👎👎👎	18.27B	
Principal ( <b>PFG</b> )	1.04	1.09	👎👎👎	14.96B	🌙
Procter&Gamble ( <b>PG</b> )	0.92	1.06	👎👎👎	222.87B	☀️
PulteGroup ( <b>PHM</b> )	0.2	0.43	👎👎👎	8.13B	☀️
Quest Diagnostics ( <b>DGX</b> )	1.04	1.08	👎👎👎	10.87B	☀️
Raytheon ( <b>RTN</b> )	1.44	1.86	👎👎👎	33.10B	
Republic Services ( <b>RSG</b> )	0.44	0.5	👎👎👎	13.87B	🌙
Robert Half ( <b>RHI</b> )	0.56	0.62	👎👎👎	7.94B	🌙
Rockwell Collins ( <b>COL</b> )	1.21	1.26	👎👎👎	12.57B	☀️
SBA ( <b>SBAC</b> )	0.11	0.00	👎👎👎	15.49B	🌙
Sigma-Aldrich ( <b>SIAL</b> )	1.08	1.14	👎👎👎	16.53B	☀️

Snap-On ( <b>SNA</b> )	1.82	1.97	👎👎👎	8.52B	☀️
Southwest Airlines ( <b>LUV</b> )	0.65	-	👎👎👎	28.00B	
Southwestern E... ( <b>SWN</b> )	0.21	0.52	👎👎👎	10.44B	🌙
Stanley Black&D... ( <b>SWK</b> )	0.95	1.56	👎👎👎	14.75B	☀️
Starbucks ( <b>SBUX</b> )	0.33	0.40	👎👎👎	71.41B	🌙
Stericycle ( <b>SRCL</b> )	1.1	1.12	👎👎👎	11.73B	🌙
The NASDAQ OMX ( <b>NDAQ</b> )	0.77	0.75	👎👎👎	8.24B	☀️
Union Pacific ( <b>UNP</b> )	1.37	1.61	👎👎👎	95.28B	☀️
United Continental ( <b>UAL</b> )	1.44	1.2	👎👎👎	23.63B	☀️
Universal Health... ( <b>UHS</b> )	1.57	1.51	👎👎👎	11.79B	🌙
VeriSign ( <b>VRSN</b> )	0.75	0.7	👎👎👎	7.69B	🌙

Friday, April 24, 2015						
 America MovilB ( <b>AMX</b> )	0.28	0.05	  	1,137.61B		
 American Airline... ( <b>AAL</b> )	1.71	1.52	  	33.57B		
 Biogen Inc ( <b>BIIB</b> )	3.91	4.09	  	98.41B		
 Cabot Oil&Gas ( <b>COG</b> )	0.04	0.23	  	13.60B		
 DTE Energy ( <b>DTE</b> )	1.49	1.17	  	14.47B		
 FLIR Systems ( <b>FLIR</b> )	0.32	0.51	  	4.21B		
 HDFC Bank ( <b>HDB</b> )	13.57	-	  	2,640.59B		
 Honda ( <b>HMC</b> )	69.96	-	  	7,556.37B		
 Infosys ( <b>INFY</b> )	-	28.44	  	2,382.45B		
 Interpublic of Co... ( <b>IPG</b> )	-0.03	0.57	  	8.61B		
 LyondellBasell I... ( <b>LYB</b> )	1.97	2.48	  	45.62B		
 Simon Property ( <b>SPG</b> )	0.98	1.30	  	58.60B		
 State Street ( <b>STT</b> )	1.05	1.37	  	31.15B		
 Tyco ( <b>TYC</b> )	0.49	0.49	  	17.82B		
 VF ( <b>VFC</b> )	0.67	0.98	  	31.38B		
 Ventas ( <b>VTR</b> )	0.36	0.36	  	24.13B		
 Whirlpool ( <b>WHR</b> )	2.41	3.52	  	14.88B		
 Xerox ( <b>XRX</b> )	0.21	0.31	  	14.23B		